


SMB Surface Mounted Zener Diode 表面贴装稳压二极管

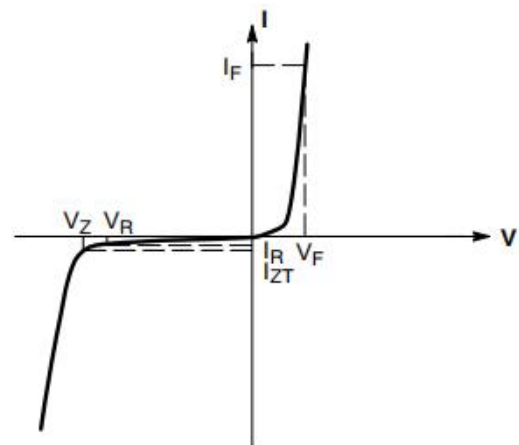
■SMB(DO-214AA) Internal Configuration 内部结构



■Features 特点

Characteristic 特性参数	Symbol 符号	Max 最大值	Unit 单位
Power dissipation 耗散功率	$P_D(T_a=25^\circ\text{C})$	550	mW
Power dissipation 耗散功率	$P_D(T_L=75^\circ\text{C})$	3000	mW
Forward Voltage 正向电压	$V_F(@ I_F=200\text{mA})$	1.5	V
Reverse Voltage 反向电压	$V_Z$	3.3-200	V
Thermal Resistance J-L 结到管脚热阻	$R_{\theta JL}$	25	$^\circ\text{C}/\text{W}$
Thermal Resistance J-A 结到环境热阻	$R_{\theta JA}$	226	$^\circ\text{C}/\text{W}$
Junction and Storage Temperature 结温和储藏温度	$T_J, T_{stg}$	150 $^\circ\text{C}$ , -55to+150 $^\circ\text{C}$	

ELECTRICAL CHARACTERISTICS	
SYMBOL	PARAMETER
$V_Z$	Reverse Zener voltage at $I_{ZT}$
$I_{ZT}$	Reverse current
$Z_{ZT}$	Maximum Zener impedance at $I_{ZT}$
$I_{ZK}$	Reverse current
$Z_{ZK}$	Maximum Zener impedance at $I_{ZK}$
$I_R$	Reverse leakage current at $V_R$
$V_R$	Reverse voltage
$I_F$	Forward current
$V_F$	Forward voltage at $I_F$
$I_{ZM}$	Maximum DC Zener current



■Electrical Characteristics 电特性

( $T_A=25^\circ\text{C}$  unless otherwise noted 如无特殊说明, 温度为 25 $^\circ\text{C}$ )

Type Number	V <sub>Z</sub> (V)@I <sub>ZT</sub>			I <sub>ZT</sub> (mA)	Z <sub>ZT</sub> (Ω) @I <sub>ZT</sub>	I <sub>R</sub> (μA) @V <sub>R</sub>	V <sub>R</sub> (V)	I <sub>ZRM</sub> (mA)	Marking
	Nom.	Min.	Max.						
SMBZ5913B	3.3	3.10	3.50	75	10	100	1	285	913B
SMBZ5914B	3.6	3.40	3.80	69	10	100	1	263	914B
SMBZ5915B	3.9	3.70	4.10	64	9.0	50	1	243	915B
SMBZ5916B	4.3	4.06	4.56	58	9.0	25	1	219	916B
SMBZ5917B	4.7	4.50	4.93	53	8.0	10	1	203	917B
SMBZ5918B	5.1	4.84	5.36	49	7.0	10	1	186	918B
SMBZ5919B	5.6	5.32	5.92	45	5.0	10	2	170	919B
SMBZ5920B	6.2	5.86	6.51	41	2.0	10	3	154	920B
SMBZ5921B	6.8	6.46	7.18	37	3.5	10	4	140	921B
SMBZ5922B	7.5	7.12	7.88	34	4.0	10	5	127	922B
SMBZ5923B	8.2	7.79	8.67	31	4.5	10	6	116	923B
SMBZ5924B	9.1	8.60	9.59	28	5.0	10	7	104	924B
SMBZ5925B	10	9.50	10.5	25	7.0	10	7	95	925B
SMBZ5926B	11	10.4	11.6	23	8.0	5	8	86	926B
SMBZ5927B	12	11.4	12.6	21	9.0	5	9	79	927B
SMBZ5928B	13	12.4	14.1	19	10	5	10	71	928B
SMBZ5929B	15	13.8	15.8	17	14	5	11	63	929B
SMBZ5930B	16	15.2	17.1	16	16	5	12	58	930B
SMBZ5931B	18	16.8	19.2	14	20	5	13	52	931B
SMBZ5932B	20	19.0	21.2	13	22	5	15	47	932B
SMBZ5933B	22	20.8	23.3	12	23	5	17	43	933B
SMBZ5934B	24	22.8	26.0	11	25	5	18	38	934B
SMBZ5935B	27	25.3	28.9	9.5	35	5	21	35	935B
SMBZ5936B	30	28.2	32.0	8.5	40	5	23	31	936B
SMBZ5937B	33	31.3	34.9	7.5	45	5	25	28	937B
SMBZ5938B	36	34.2	37.9	7.0	50	5	27	26	938B
SMBZ5939B	39	37.2	41.5	6.5	60	5	30	24	939B
SMBZ5940B	43	40.9	45.6	6.0	70	1	32	22	940B
SMBZ5941B	47	44.9	49.8	5.5	80	1	35	20	941B
SMBZ5942B	51	48.6	54.0	5.0	95	1	38	18	942B
SMBZ5943B	56	53.6	58.8	4.5	110	1	42	17	943B
SMBZ5944B	62	58.9	65.6	4.0	125	1	47	15	944B
SMBZ5945B	68	64.6	71.7	3.7	150	1	52	14	945B
SMBZ5946B	75	71.2	78.8	3.3	175	1	56	12	946B
SMBZ5947B	82	77.9	87.0	3.0	200	1	62	11	947B
SMBZ5948B	91	86.0	96.0	2.8	250	1	69	10	948B
SMBZ5949B	100	95.0	105	2.5	350	1	76	9.5	949B
SMBZ5950B	110	104	116	2.3	450	1	84	8.6	950B
SMBZ5951B	120	114	127	2.0	550	1	91	7.8	951B
SMBZ5952B	135	125	142	1.9	700	1	100	7.0	952B
SMBZ5953B	150	140	157	1.7	900	1	110	6.3	953B
SMBZ5954B	165	155	172	1.6	1100	1	120	5.8	954B
SMBZ5955B	180	170	191	1.4	1200	1	135	5.2	955B
SMBZ5956B	200	189	211	1.2	1400	1	150	4.7	956B

■ Typical Characteristic Curve 典型特性曲线

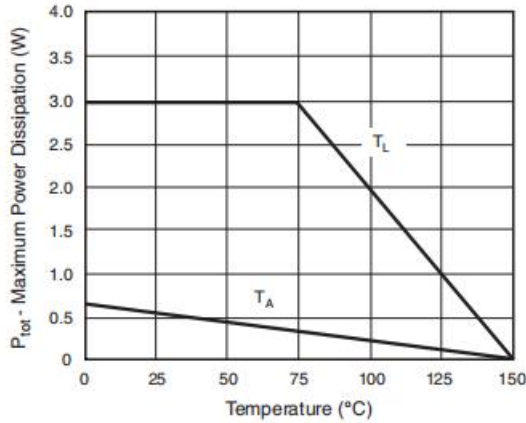


Figure 1: Power Derating Curve

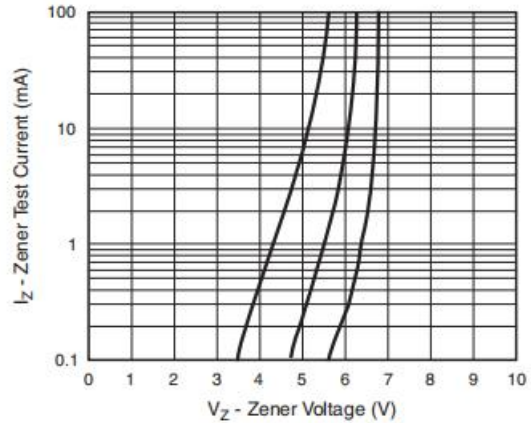


Figure 2: Zener Breakdown Characteristics

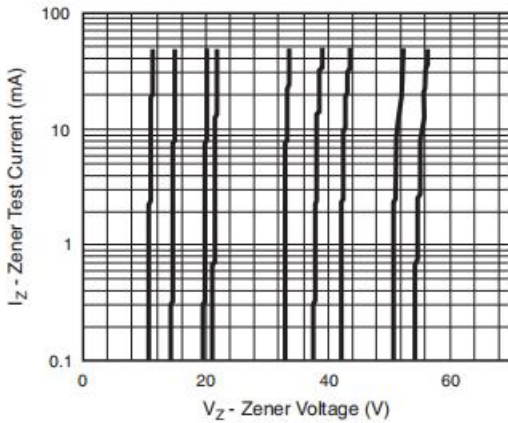


Figure 3: Zener Breakdown Characteristics

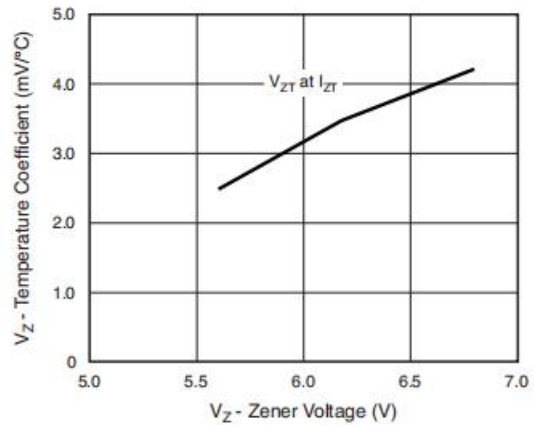


Figure 4: Temperature Coefficient

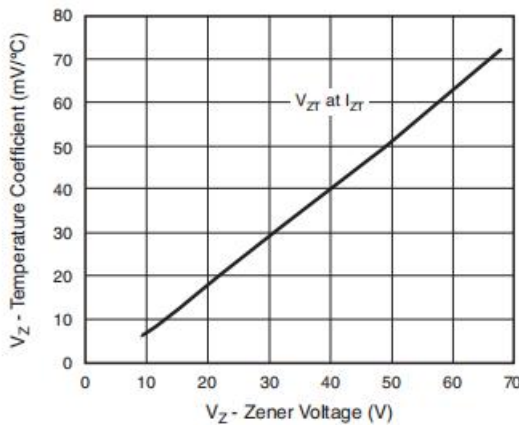


Figure 5: Temperature Coefficient

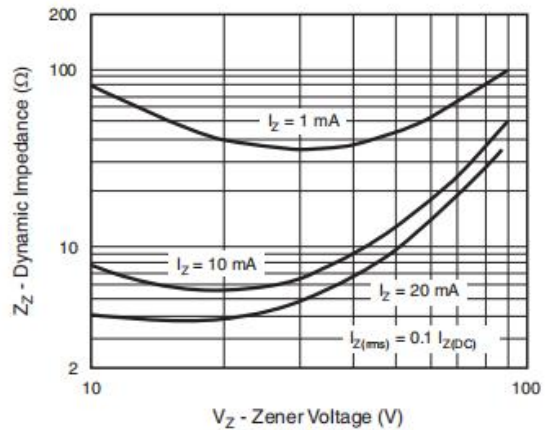
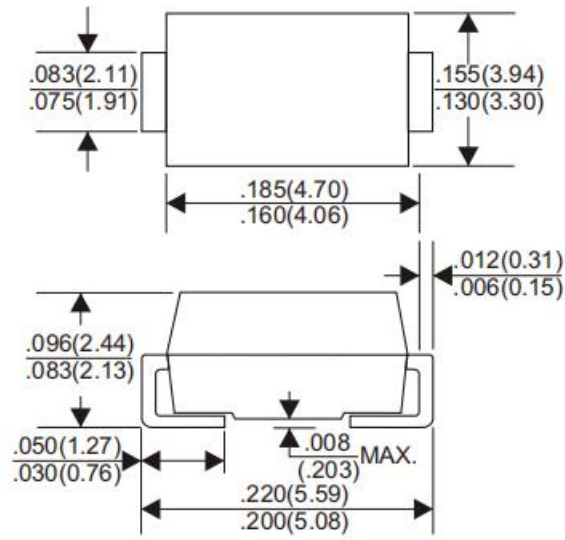


Figure 6: Zener Impedance

■Dimension 外形封装尺寸

DO-214AA(SMB)



Dimensions in inches and (millimeters)