
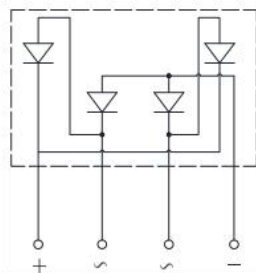


Bridge Rectifier Diode 整流桥

■ Features 特点

Low forward voltage 低正向压降
 Low leakage current 低漏电流
 Ideal for PCB 适用于印刷电路板
 Solder dip 275°C 7S 焊接 275度 7秒内
 Package 封装: KBP



■ Maximum Rating 最大额定值

($T_A=25^{\circ}\text{C}$ unless otherwise noted 如无特殊说明, 温度为 25°C)

Characteristic 特性参数	Symbol 符号	KBP206	KBP208	KBP210	Unit 单位
Peak Reverse Voltage 反向峰值电压	V_{RRM}	600	800	1000	V
DC Reverse Voltage 直流反向电压	$V_{R(DC)}$	600	800	1000	V
RMS Reverse Voltage 反向电压均方根值	$V_{R(RMS)}$	420	560	700	V
Forward Rectified Current 正向整流电流	I_F	2			A
Peak Surge Current 峰值浪涌电流	I_{FSM}	50			A
Thermal Resistance J-A 结到环境热阻	$R_{\theta JA}$	30			$^{\circ}\text{C}/\text{W}$
Junction and Storage Temperature 结温和储藏温度	T_J, T_{stg}	150 $^{\circ}\text{C}$, -55to+150 $^{\circ}\text{C}$			

■ Electrical Characteristics 电特性

($T_A=25^{\circ}\text{C}$ unless otherwise noted 如无特殊说明, 温度为 25°C)

Characteristic 特性参数	Symbol 符号	Min 最小值	Typ 典型值	Max 最大值	Unit 单位	Condition 条件
Forward Voltage 正向电压降	V_F		1.1		V	$I_F=2\text{A}$
Reverse Leakage Current 反向漏电流($T_A=25^{\circ}\text{C}$)	I_R			10 500	μA	$V_R=V_{RRM}$
Diode Capacitance 二极管电容	C_D		25		pF	$V_R=4\text{V}, f=1\text{MHz}$

■ Typical Characteristic Curve 典型特性曲线

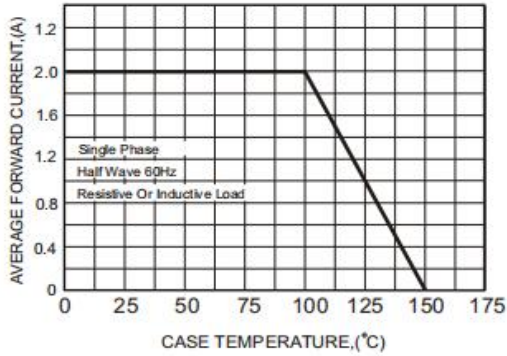


Figure 1: Forward Current Derating Curve

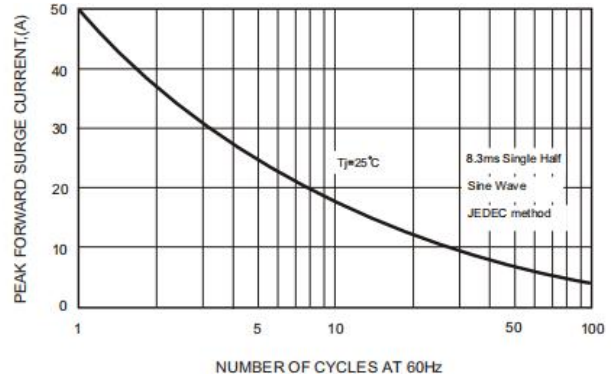


Figure 2: Peak Forward Surge Current

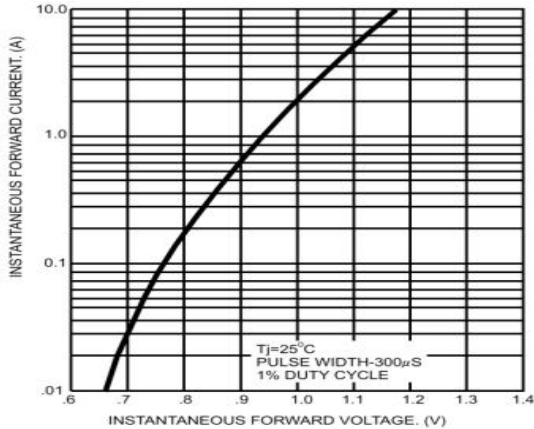


Figure 3: Instantaneous Forward Characteristics

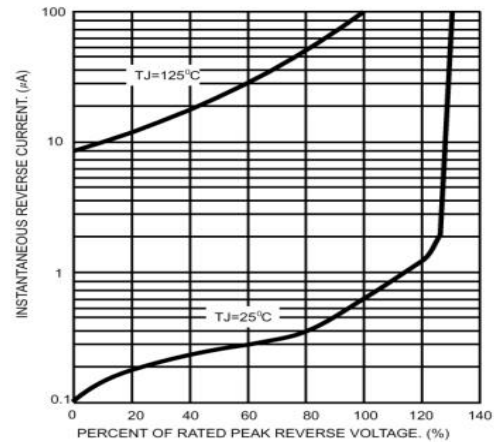


Figure 4: Reverse Leakage Characteristics

■ Dimension 外形封装尺寸

