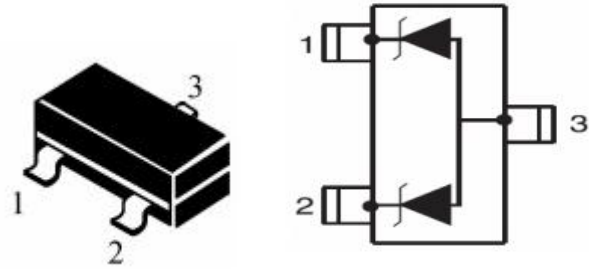


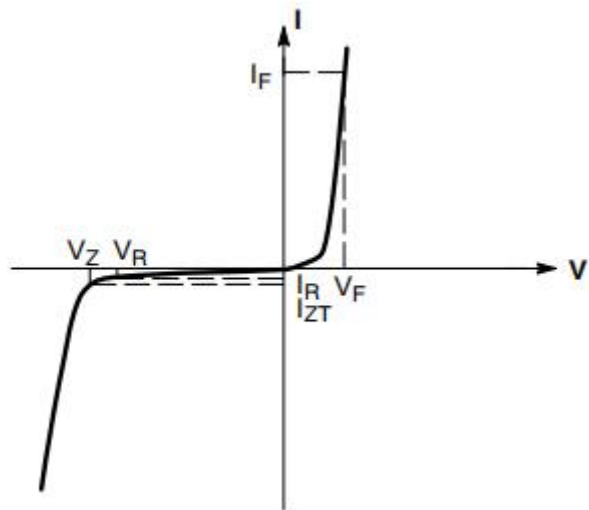
SOT-23 Surface Mounted Dual Common Anode Zener Diode for ESD
具有静电保护功能的表面贴装共阳双芯稳压二极管

■ SOT-23 Internal Configuration 内部结构



■ Features 特点

Characteristic 特性参数	Symbol 符号	Max 最大值	Unit 单位
Power dissipation 耗散功率	P_D	200	mW
Peak Power dissipation 峰值耗散功率(@1.0mS)	P_{PK}	24	W
Forward Voltage 正向电压(@ $I_F=10mA$)	V_F	0.9	V
Reverse Voltage 反向电压	V_Z	5.1-15	V
Junction and Storage Temperature 结温和储藏温度	T_J, T_{stg}	150°C, -55to+150°C	

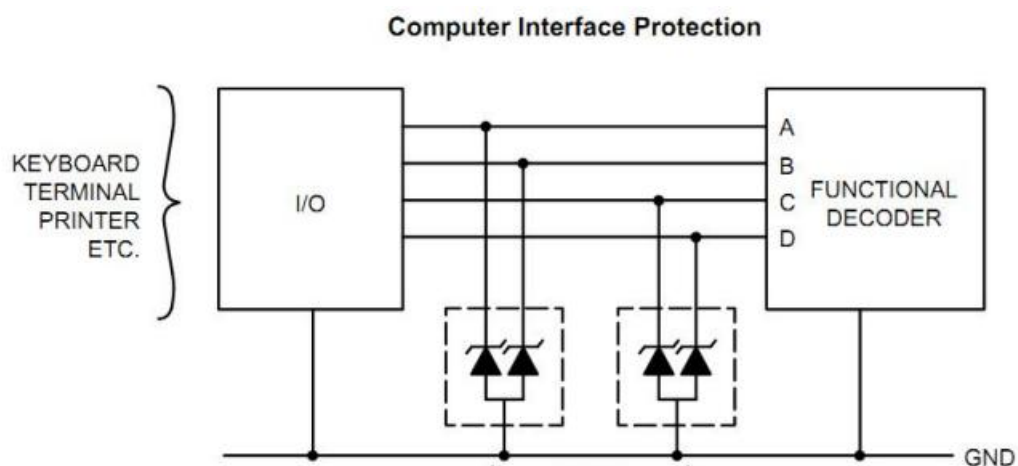


■ Electrical Characteristics 电特性

($T_A=25^{\circ}\text{C}$ unless otherwise noted 如无特殊说明, 温度为 25°C)

Type	$V_Z(\text{V})$		DIFFERENTIAL RESISTANCE $r_{\text{diff}}(\Omega)$				TEMP. COEFF. $S_Z(\text{mV/K})$			$I_R(\mu\text{A})$ @ $V_R(\text{V})$		Marking
	@ $I_{ZT}=5\text{mA}$		@ $I_{ZT}=1\text{mA}$		@ $I_{ZT}=5\text{mA}$		@ $I_{ZT}=5\text{mA}$			I_R	@ V_R	
	MIN.	MAX.	TYP.	MAX.	TYP.	MAX.	MIN.	TYP.	MAX.			
MMBZ5V1A	4.8	5.4	425	500	50	80	-3.5	-1.4	0.2	5	2	5A1
MMBZ5V6A	5.32	5.88	400	480	40	60	-2.7	-0.8	1.2	5	3	5A6
MMBZ6V2A	5.89	6.51	80	400	15	40	-2.0	1.2	2.5	0.5	3	6A2
MMBZ6V8A	6.46	7.14	40	150	6	10	0.4	2.3	3.7	0.5	4.5	6A8
MMBZ9V1A	8.65	9.56	40	80	6	15	3.2	4.6	6.2	0.3	6	9A1
MMBZ12VA	11.4	12.7	50	150	10	20	5.4	7.4	9.0	0.1	8	12A
MMBZ15VA	13.8	15.6	50	170	10	30	7.0	9.4	11.0	0.05	10.5	15A
MMBZ20VA	18.8	21.2	50	170	10	30	7.0	9.4	11.0	0.05	14	20A
MMBZ27VA	20.8	23.3	60	170	15	30	7.0	9.4	11.0	0.05	15.4	27A
MMBZ33VA	22.8	25.6	60	170	20	30	7.0	9.4	11.0	0.05	16.8	33A

■ Typical Application 典型应用



■ Typical Characteristic Curve 典型特性曲线

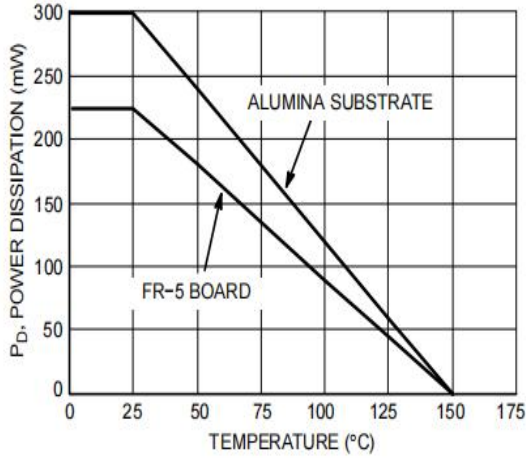


Figure 1: Power Derating Curve

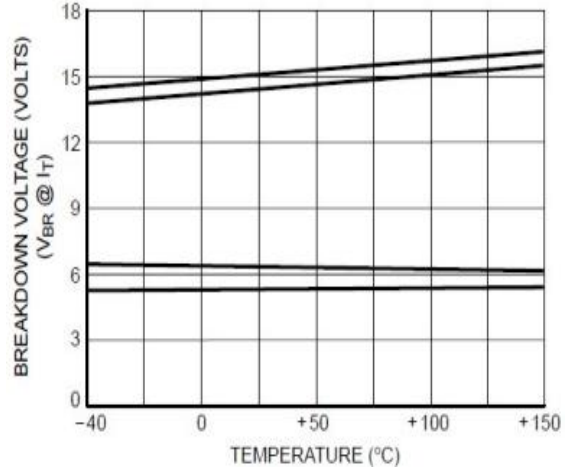


Figure 2: Zener Breakdown Characteristics

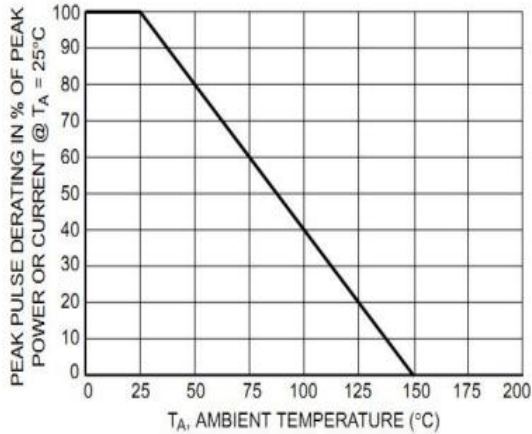


Figure 3: Pulse Derating Curve

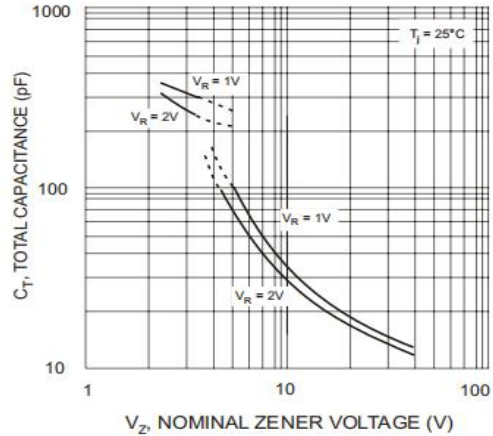


Figure 4: Capacitance Characteristics

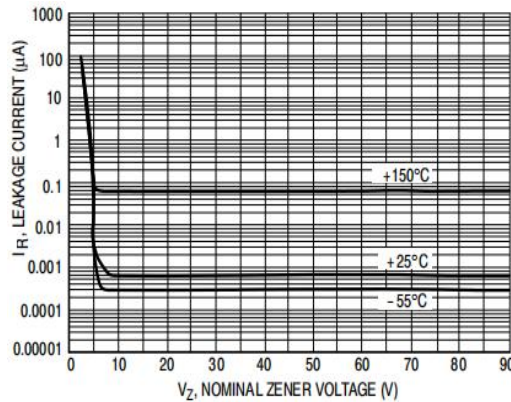
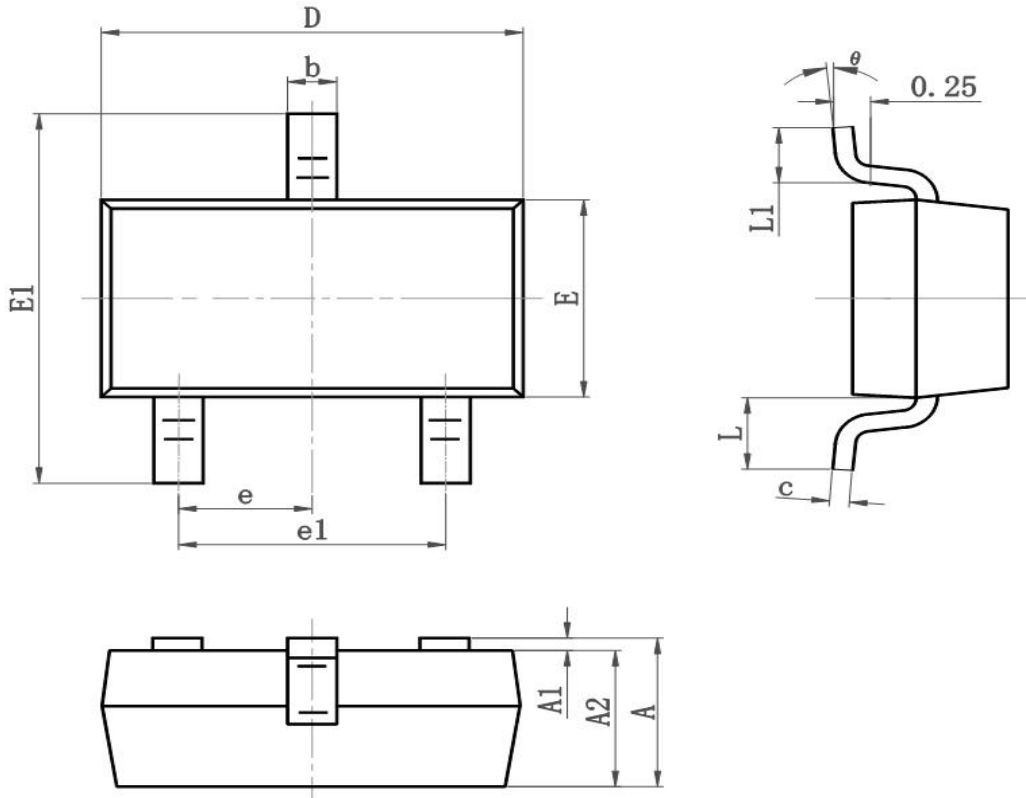


Figure 5: Leakage Current

■Dimension 外形封装尺寸



Symbol	Dimensions In Millimeters		Dimensions In Inches	
	Min	Max	Min	Max
A	0.900	1.150	0.035	0.045
A1	0.000	0.100	0.000	0.004
A2	0.900	1.050	0.035	0.041
b	0.300	0.500	0.012	0.020
c	0.080	0.150	0.003	0.006
D	2.800	3.000	0.110	0.118
E	1.200	1.400	0.050	0.055
E1	2.250	2.550	0.089	0.100
e	0.900	1.00	0.035	0.039
e1	1.800	2.000	0.071	0.079
L	0.500	0.600	0.020	0.024
L1	0.300	0.500	0.012	0.020
θ	0°	8°	0°	8°