

## SOD-323 ESD 静电保护二极管

### ■ Features 特点

Bidirectional 双向

ESD Protection 静电保护



### ■ Applications 应用

Communications systems 通信系统

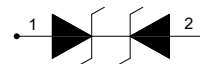
Portable electronics 便携式电子产品

Control & monitoring systems 控制与监视系统

Cellular handsets and accessories 蜂窝手机及配件

Servers, notebooks, and desktop PCs bus protection

服务器、笔记本及台式机总线保护



### ■ Device Marking 产品打标

$V_{RWM}(V)$	3.3	5	8	12	15	24	-
Marking	AB	AC	2C	AD	AE	AF	-

### ■ Absolute Maximum Ratings 最大额定值

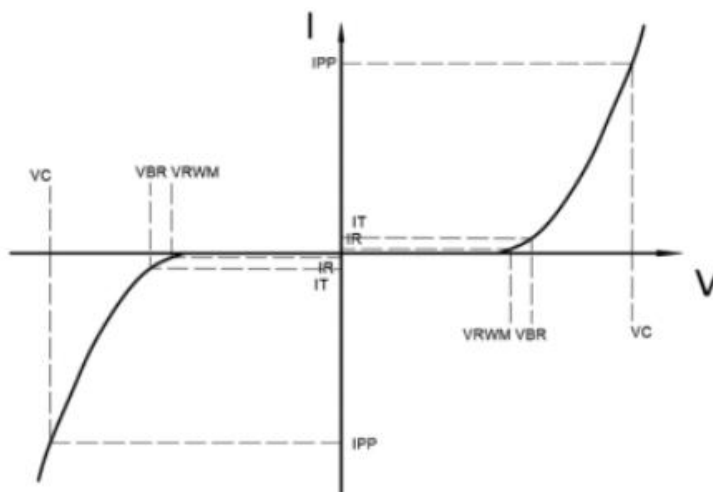
Characteristic 特性参数	Symbol 符号	Rat 额定值	Unit 单位
ESD (IEC61000-4-2 contact discharge) @25°C接触放电	$V_{ESD}$	$\pm 30$	KV
ESD (IEC61000-4-2 air discharge) @25°C空气放电	$V_{ESD}$	$\pm 30$	KV
Peak Pulse Power @25°C峰值脉冲功率	$P_{PK}$	350	W
Lead Temperature 管脚温度	$T_L$	260	°C
Lead Solder Time 管脚焊接时间	$T_L$	10	S
Operating Temperature 工作温度	$T_{op}$	-40~85	°C
Junction Temperature 结温	$T_J$	-55~125	°C
Storage Temperature 储存温度	$T_{stg}$	-55~150	°C

■ **Electrical Characteristics 电特性**

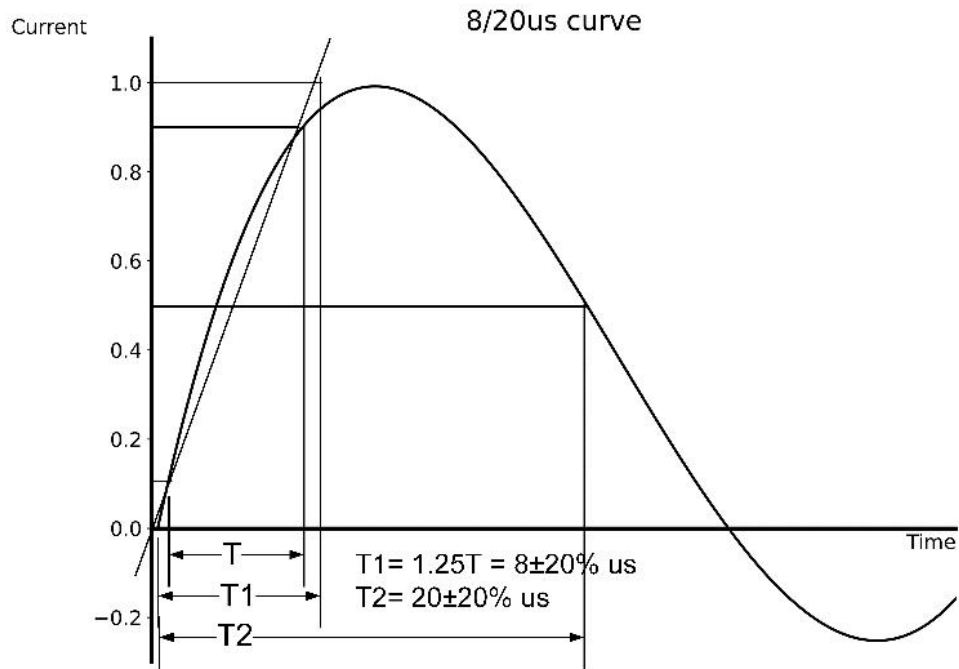
( $T_A=25^{\circ}\text{C}$  unless otherwise noted 如无特殊说明, 温度为  $25^{\circ}\text{C}$ )

Part No.型号	$V_{RWM}(V)$	$V_{R(BR)}(V)$	$V_C(V)@I_T=1A$	$I_{PP}(A)$	$V_C(V)@I_T=I_{PP}$	$I_R(\mu A)$	$C_J(pF)$
FSNC3D3V1BA	3.3	4.5	8.5	16.0	18.0	1.0	100
FSNC3D5V1BA	5.0	6.5	9.5	15.0	20.0	1.0	90
FSNC3D8V1BA	8.0	8.5	11.0	12.0	22.0	1.0	70
FSNC3D12V1BA	12.0	13.3	20.0	8.0	35.0	1.0	50
FSNC3D15V1BA	15.0	16.5	25.0	6.0	45.0	1.0	30
FSNC3D24V1BA	24.0	26.0	40.0	4.0	55.0	1.0	20

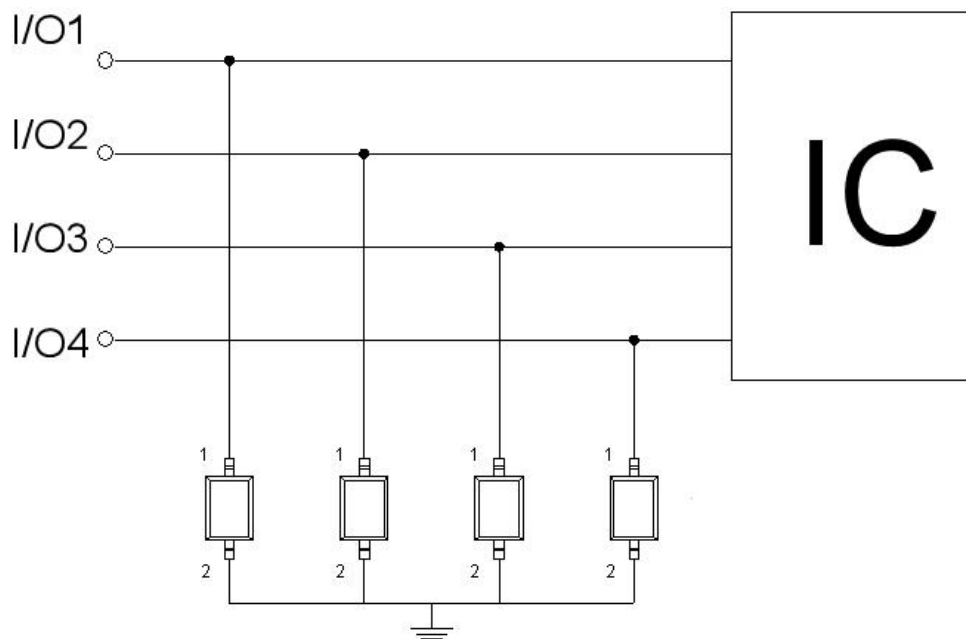
$V_{RWM}$	Reverse Working Voltage 反向工作电压
$V_{R(BR)}$	Reverse Breakdown Voltage 反向击穿电压@ $I_T=1mA$
$I_T$	Test Current 测试电流
$I_R$	Reverse Leakage Current 反向漏电流@ $V_{RWM}$
$V_C$	Clamping Voltage 钳位电压
$I_{PP}$	Reverse Peak Pulse Current 浪涌电流
$C_J$	Junction Capacitance 结电容 $V_{IO}=0V, V_{P-P} = 30mV, f = 1MHz$



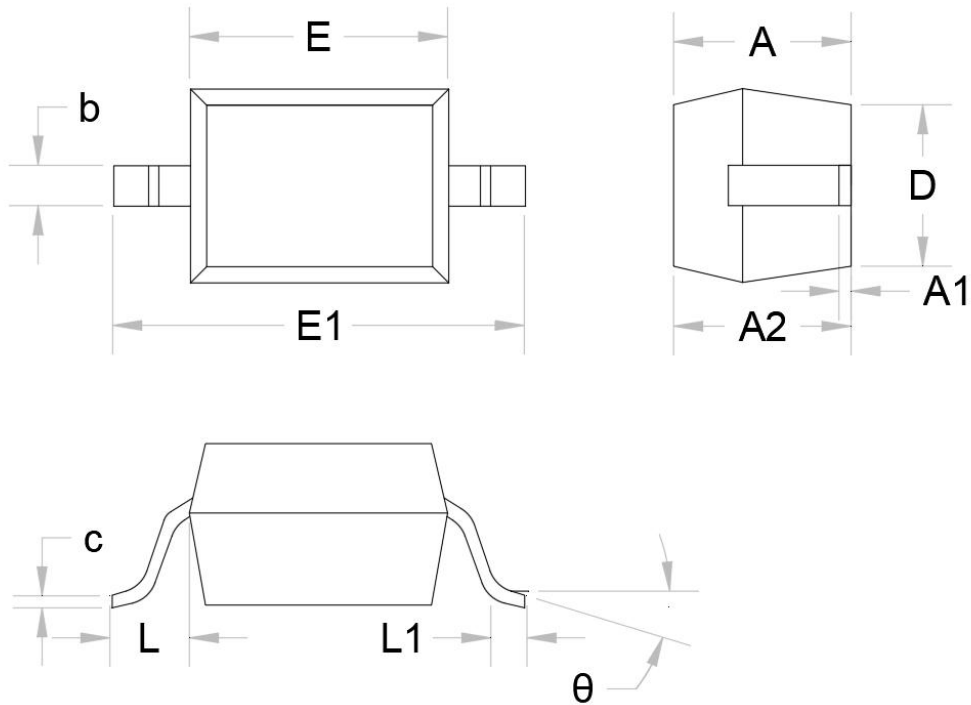
### ■ Typical Characteristic Curve 典型特性曲线



### ■ Typical Application 典型应用



■ Dimension 外形封装尺寸



Symbol	Dimensions in Millimeters		Dimensions in Inches	
	Min.	Max.	Min.	Max.
A		1.000		0.039
A1	0.000	0.100	0.000	0.004
A2	0.800	0.900	0.031	0.035
b	0.250	0.350	0.010	0.014
C	0.080	0.150	0.003	0.006
D	1.200	1.400	0.047	0.055
E	1.600	1.800	0.063	0.071
E1	2.550	2.750	0.100	0.108
L	0.475REF		0.019REF	
L1	0.250	0.400	0.010	0.016
θ	0°	8°	0°	8°