

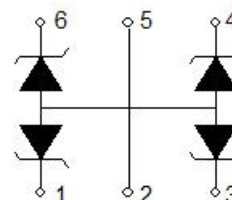

SOT-23-6L ESD 静电保护二极管

■ Features 特点

Four Un-directional Lines 四通道单向
ESD Protection 静电保护

■ Applications 应用

Cellular handsets and accessories 蜂窝手机及配件
Personal Digital Assistants 个人数码助手
Notebooks & Handhelds 笔记本与手持机
Portable Instrumentation 桌面仪器



■ Internal Schematic Diagram 内部结构

■ Device Marking 产品打标

$V_{RWM}(V)$	5	7	12	15
Marking	.S05	.S07	.S12	.S15

■ Absolute Maximum Ratings 最大额定值

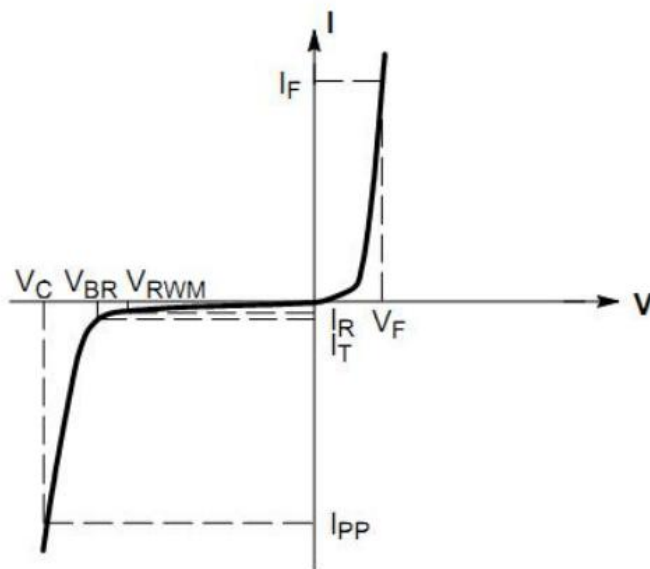
Characteristic 特性参数	Symbol 符号	Rat 额定值	Unit 单位
ESD (IEC61000-4-2 contact discharge) @25°C接触放电	V_{ESD}	± 30	KV
ESD (IEC61000-4-2 air discharge) @25°C空气放电	V_{ESD}	± 30	KV
Peak Pulse Power @25°C峰值脉冲功率	P_{PK}	350	W
Lead Temperature 管脚温度	T_L	260	°C
Lead Solder Time 管脚焊接时间	T_L	10	S
Operating Temperature 工作温度	T_{op}	-40~125	°C
Junction Temperature 结温	T_J	-55~150	°C
Storage Temperature 储存温度	T_{stg}	-55~150	°C

■ **Electrical Characteristics** 电特性

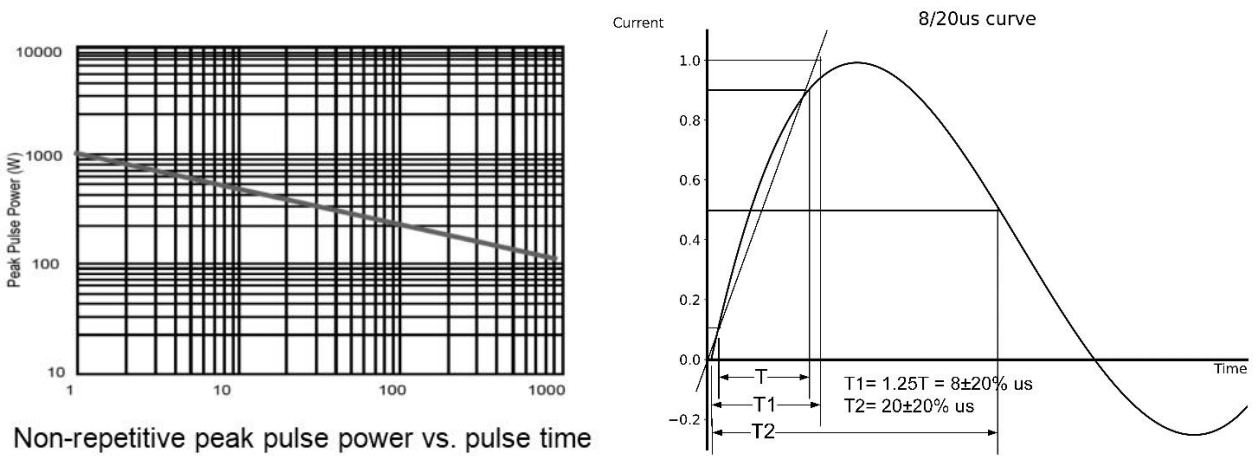
($T_A=25^\circ\text{C}$ unless otherwise noted 如无特殊说明, 温度为 25°C)

Part No.型号	$V_{RWM}(V)$	$V_{R(BR)}(V)$	$V_C(V)@I_T=1A$	$I_{PP}(A)$	$V_C(V)@I_T=I_{PP}$	$I_R(\mu A)$	$C_J(pF)$
FSNC236T5V4UA	5.0	6.0	9.0	22.0	15.0	1.0	200
FSNC236T7V4UA	7.0	7.5	11.0	20.0	20.0	1.0	150
FSNC236T12V4UA	12.0	13.0	18.0	15.0	30.0	1.0	90
FSNC236T15V4UA	15.0	16.0	25	12.0	35.0	1.0	70

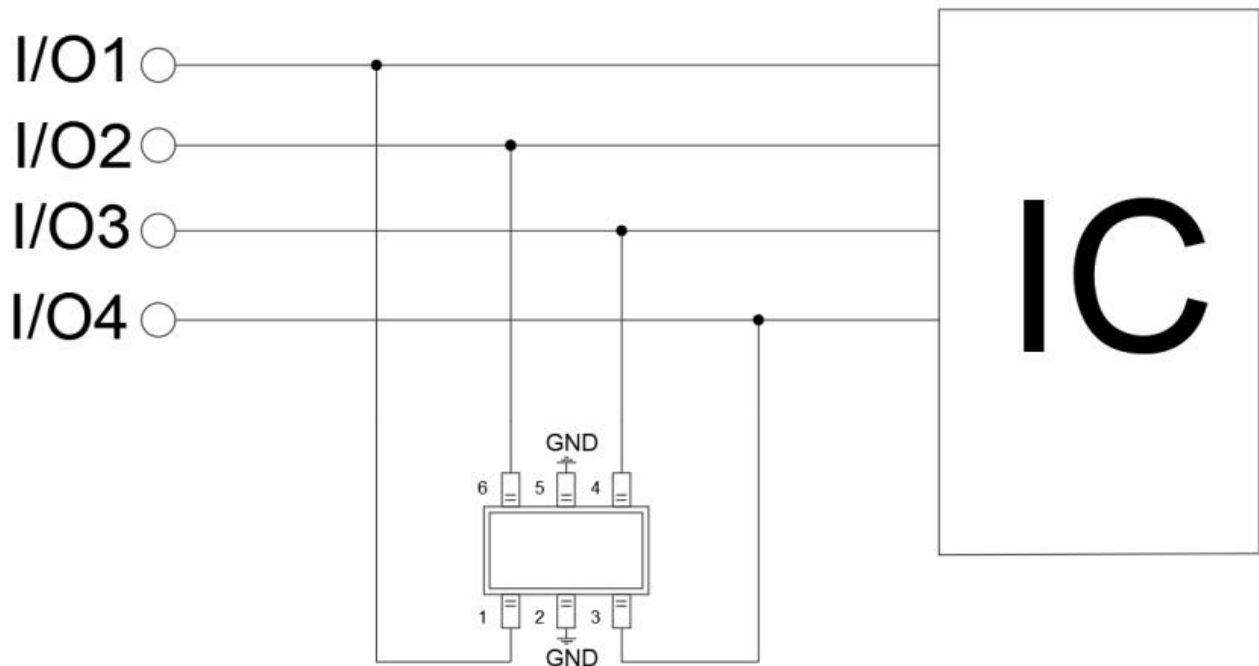
V_{RWM}	Reverse Working Voltage 反向工作电压
$V_{R(BR)}$	Reverse Breakdown Voltage 反向击穿电压@ $I_T=1mA$
I_T	Test Current 测试电流
I_R	Reverse Leakage Current 反向漏电流@ V_{RWM}
V_C	Clamping Voltage 钳位电压
I_{PP}	Reverse Peak Pulse Current 浪涌电流
C_J	Junction Capacitance 结电容 $V_{I0}=0V, V_{P-P} = 30mV, f = 1MHz$



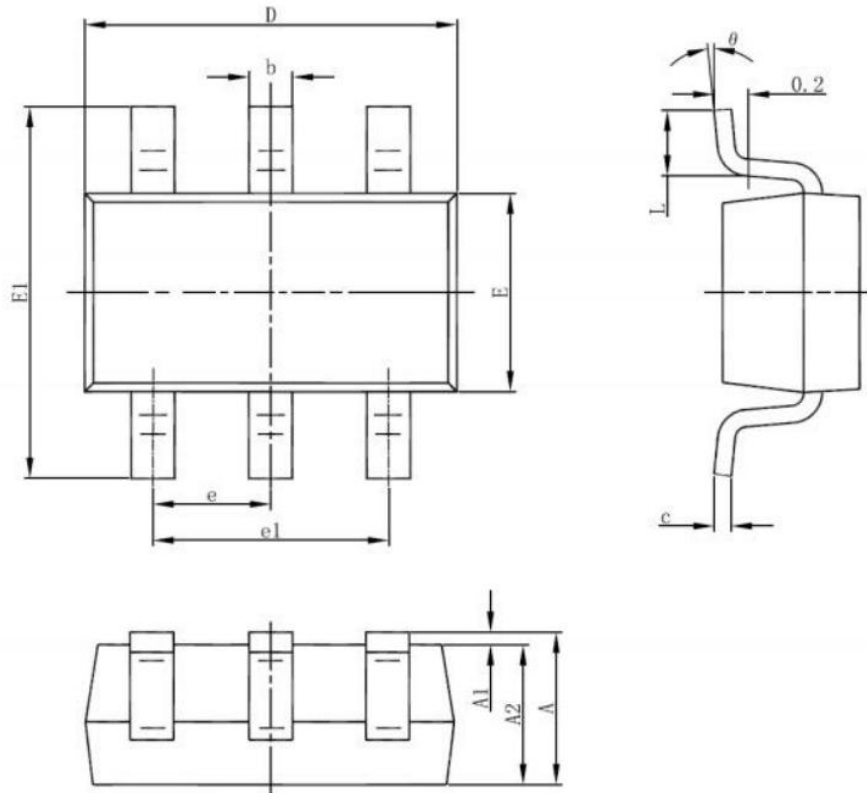
■ Typical Characteristic Curve 典型特性曲线



■ Typical Application 典型应用



■ Dimension 外形封装尺寸



Symbol	Dimensions In Millimeters		Dimensions In Inches	
	Min	Max	Min	Max
A	1.050	1.250	0.041	0.049
A1	0.000	0.100	0.000	0.004
A2	1.050	1.150	0.041	0.045
b	0.300	0.500	0.012	0.020
c	0.100	0.200	0.004	0.008
D	2.820	3.020	0.111	0.119
E	1.500	1.700	0.059	0.067
E1	2.650	2.950	0.104	0.116
e	0.900	1.00	0.035	0.039
e1	1.800	2.000	0.071	0.079
L	0.450	0.650	0.018	0.026
L1	0.300	0.600	0.012	0.024
θ	0°	8°	0°	8°